



SRI GURU NANAK PUBLIC SCHOOL
FUN BEGINS!
HOLIDAY HOMEWORK
SESSION – 2023-24
CLASS - 1



My Dear Learner

Hope you are keeping well and safe!

The long-awaited summer break is finally here! These past days have taught us that whether at home or at school, our real strength lies in the unconditional love and togetherness of our family. We take pride in reminiscing how the SGNPS FAMILY has been working together through this pride to ensure that all learners learn and feel a true sense of belonging.

We are sure this summer break will not only help you to sharpen your skills further but also to have fun and frolic with your family members. The Summer Assignment has been designed, keeping in mind to offer you an experiential learning, ideas, activities and an opportunity for you and your family to spend exciting time together. We hope you will enjoy !

HERE IS A LIST OF THINGS YOU CAN DO TOGETHER:

- ❖ Read out a short story to the child every day. Read your books.
- ❖ Involve the child in simple household activities like – watering the plants, clearing the table, shelling the peas, putting back the toys, etc.
- ❖ Play indoor games like snakes & ladder, bingo, passing the parcel.
- ❖ Take your child for a nature walk around the house and look out for flowers of different colours, butterflies, birds, insects, etc. This will allow the child to explore his/her surroundings.
- ❖ Engage your child in open-ended discussions (in English) and encourage him/her to speak about various topics like- the story you read, the plants in the garden, the new vegetables or fruits that he/she has saw, about their favourite things, etc. This will help them to improve their communication skills.
- ❖ Use of simple greetings and courtesies to improve their speaking skills.
- ❖ Do your assignment booklet nicely with pencil and make it very colourful and creative.
- ❖ Marks will be allotted for each project work.

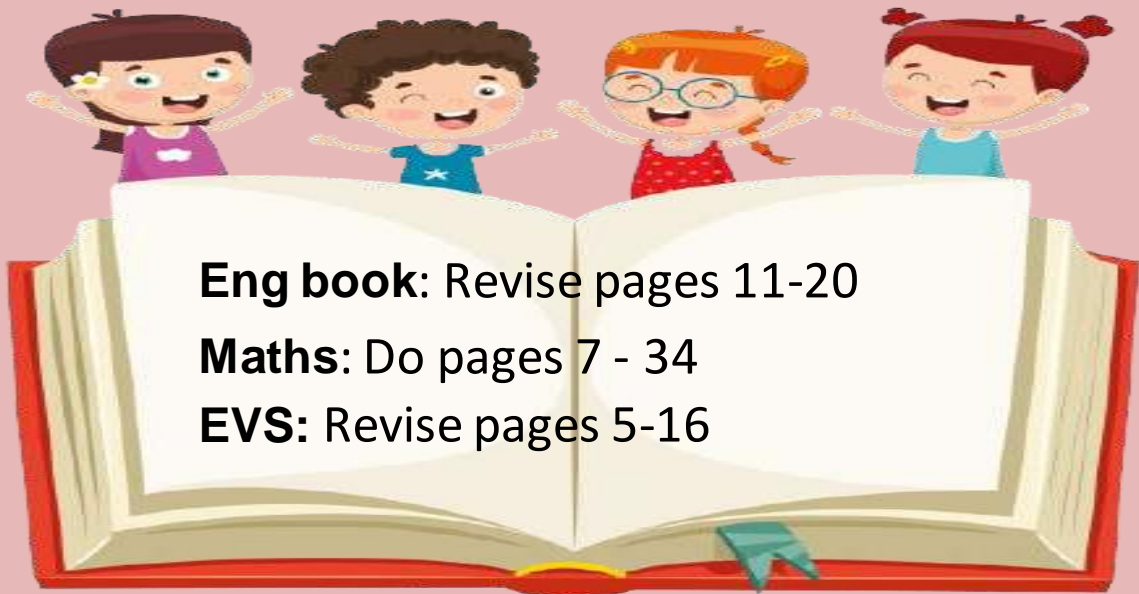


LET US SING LOUDLY.....



Despite the hot sun,
We can still have a lot of fun,
Summer isice –cream scoops,
Whenever our spirits droops,
Watermelons and jellies,
To joyfully fill our bellies,
In my head , I can hear a humming,
Soon, summer vacation is coming.....

WORK TO BE DONE IN THE BOOKS AND REVISION:



Wishing all of you a very joyful , safe & fun packed summer break.

Lots of love and best wishes,
SGNPS Team

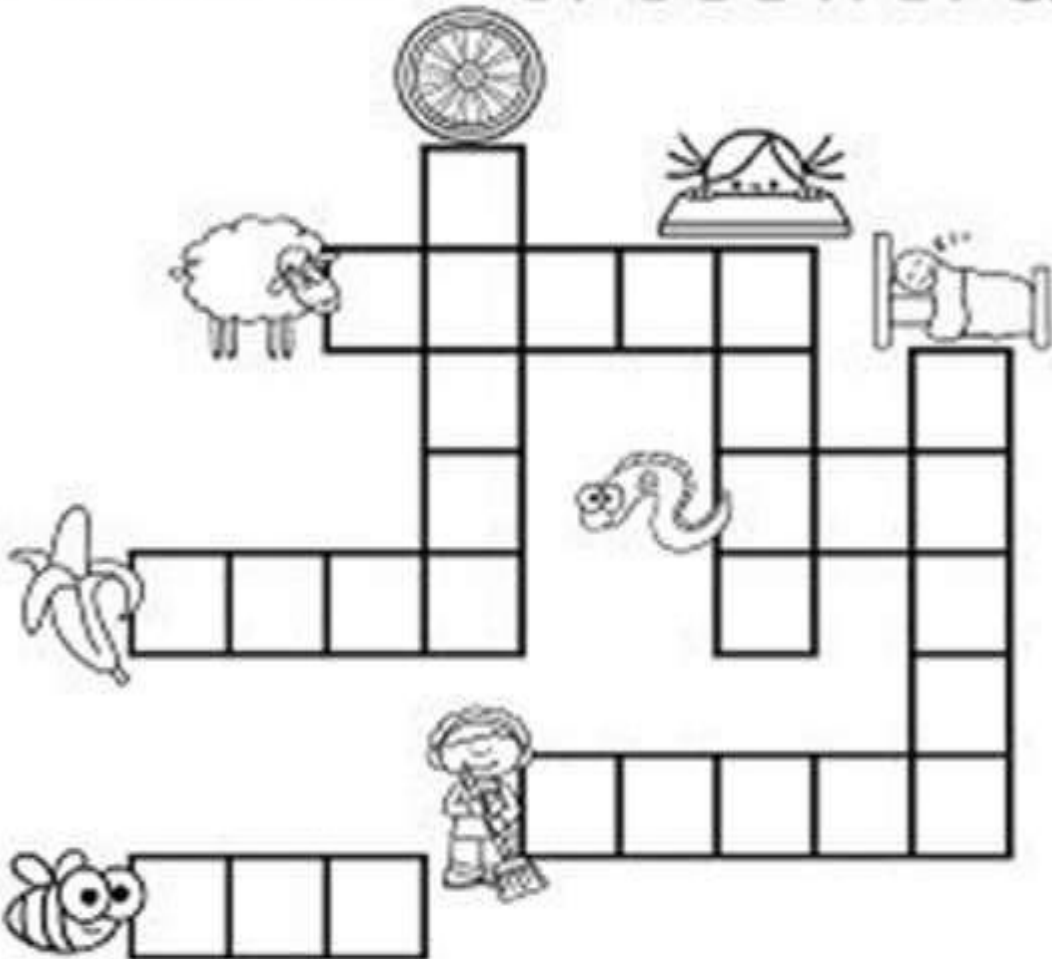
WORKSHEET- 1 (Naming Words)

1. Color the space RED if it names a Person.
2. Color the space BLUE if a names a Things.
3. Color the space YELLOW if it names a Places.
4. Color the space GREEN if it names a Animal.

crow	pen	girl	chair
ball	cat	branch	den
lady	bee	cup	flower
orange	farm	horse	baby
king	tree	pen	pocket
island	cop	monkey	stoll
boat	goat	cake	bear
tiger	pond	mango	grandpa

WORKSHEET- 2 (ee sound words)

PHONICS Crossword



Word Bank:

peek

sheep

peel

wheel

sleep

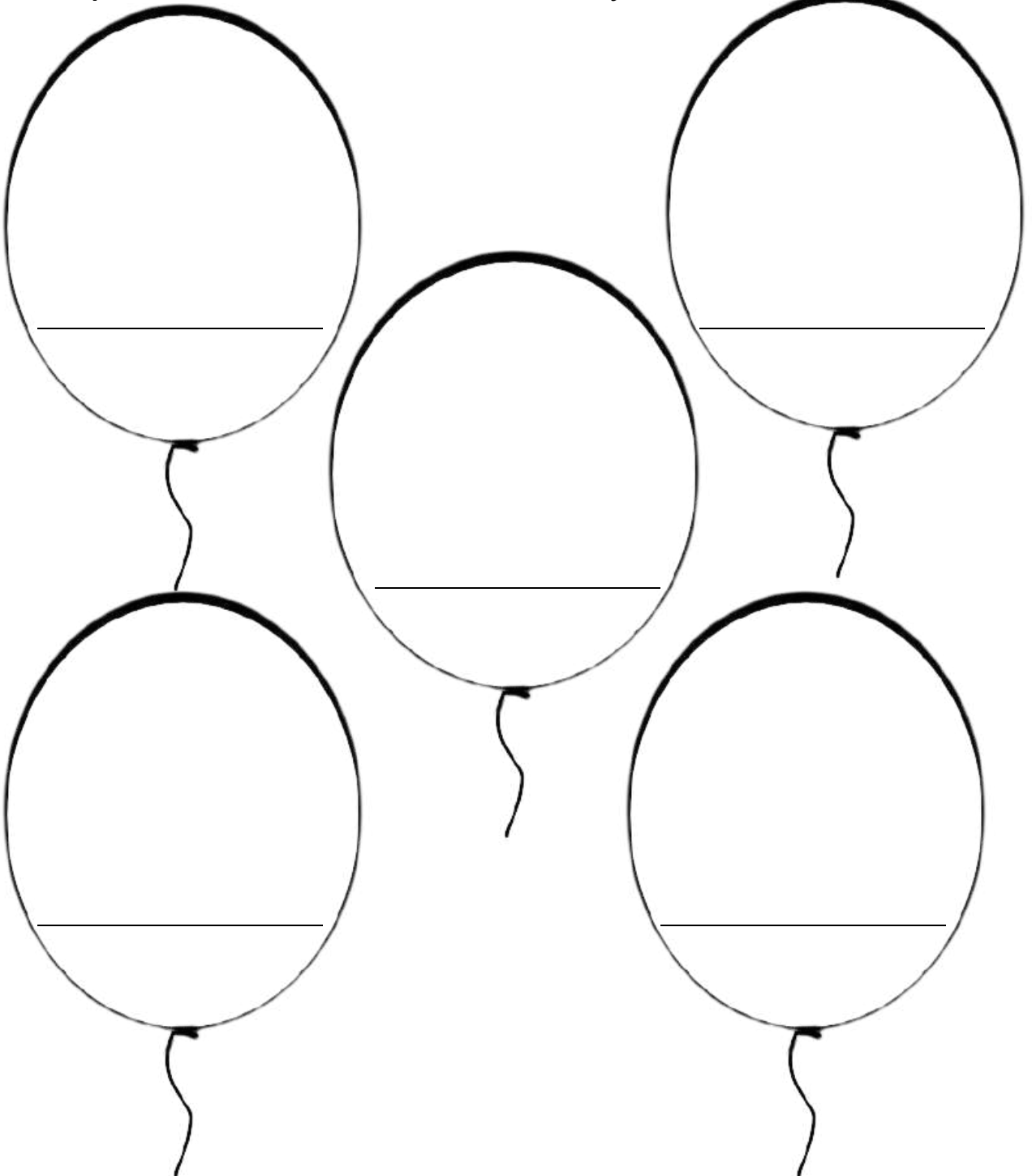
eel

sweep

bee

WORKSHEET- 3 (oo sound words)

Write your five favorite oo sound words and also draw the pictures and colour them nicely.



WORKSHEET- 4 (sh sound words)

Draw a cloud on sh sound words.

Ship

Pill

Clip

Shop

Shoe

Fish

Bush

























Touch

Shell

Shout

Stop

WORKSHEET- 5 (What comes before?)



WORKSHEET- 6 (Back Counting)

Back Counting



TO	TO	TO	TO	TO	TO	TO
50		40		30		20
	41		31		21	



Colour the picture


WORKSHEET- 7 (Ascending order)

19

8

17

20

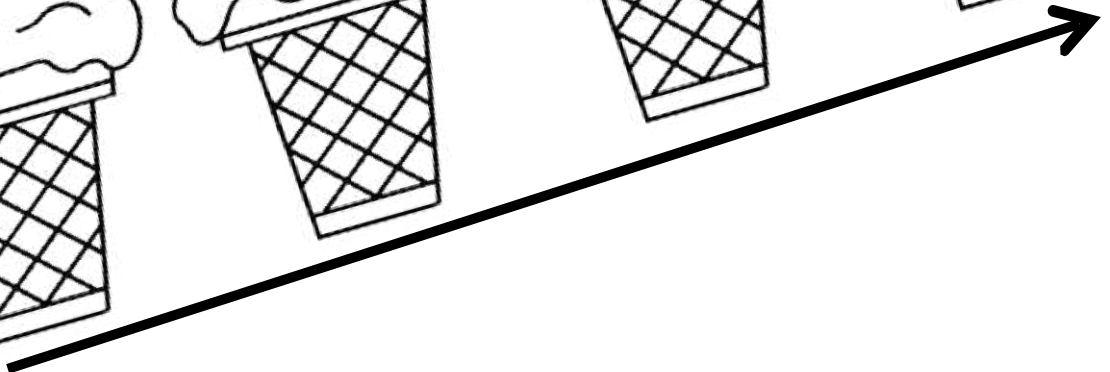


10

12

7

23




WORKSHEET- 8 (Descending order)

12

8

14

22




11

2







7

15



WORKSHEET- 9


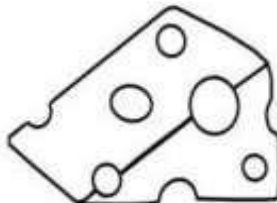


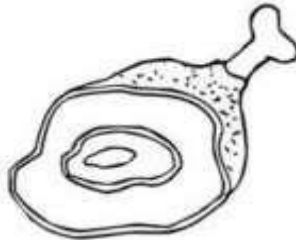

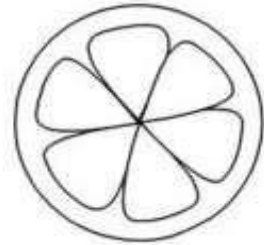

चित्रों का मिलान करो
और चित्रों में रंग भरो

	पहाड़	
	आम	
	नाव	
	गमला	
	बादल	
	माला	

WORKSHEET- 10 (Food)



Colour the healthy food items.



English

1. Do one page writing twice a week in separate English book.
2. Try to read small story books, text books, Newspaper DAILY to improve reading skills.
3. Read and Learn spellings of difficult words of lesson 2 & 3 with their meaning. Complete back exercise of lesson 1 & 2 thoroughly in Book.
4. Learn poem from main course book page no.12 (Two)
5. Complete pages from 7 to 17 in English Grammar book.
6. Make any ten sentences each using This, That, These, Those with pictures in 3 IN 1 Notebook.

PROJECT WORK

Make your own "Naming Words" booklet. Name any 5 persons, places, things, animals, Birds etc. with pictures on A-4 size colored sheet and spiral the booklet. Think a creative name of your booklet & decorate it.

Maths

1. Write counting 1-100 and back counting 100-1 in 3 in 1 notebook.
2. Learn and write spellings of number names from 1 to 20 in 3 in 1 notebook.
3. Learn and Write table of 2 and 3 in 3 in 1 notebook.
4. Complete Chapter 1 (page no 7 to 34) in book.
5. Do ten sums of addition and ten sums of subtraction of one digit in 3 in 1 notebook.
6. Revise CH- 1 thoroughly for first unit.

PROJECT WORK

Make a model of addition and subtraction with the help of cardboard and colourful sheet. Link will be shared for reference.

<https://youtube.com/watch?v=8hHClc1LkeU&feature=share>

E.V.S

1. Learn all class work done in note book with spellings
2. Read and learn spellings of lesson 1 to 3 with back exercises.
3. Complete all back exercises of lesson 1 to 3 in book.
4. Make any one chart related to your EVS book.

ROLL NO	TOPIC
1 – 10	CLOTHS
11 – 20	FOOD
21 – 30	FESTIVALS
31 – 47	MY BODY HELPS US

According to the given Roll No.

PROJECT WORK

1. Make a model of any traffic light with the help of Cardboard and glaze paper (Roll No 1 to 10)
2. Make any two dresses with different colour of clothes And paste them on drawing sheet. (Roll No. 11 to 20)
3. Make a collage of different kinds of food items which are famous in Lakshwadeep Island on A-3 size sheet with beautiful cover page. (Roll No. 21 to 30)

Divinity

Learn first pouri path of Jap ji Sahib ji.

Revise syllabus of first unit test on 5th July.

Art and Craft

1. Make a beautiful book mark and decorate it.
2. Make a jellyfish with paper plate, wool and googly eyes.
3. Make a beautiful landscape on A-3 size colored sheet with the help of shapes and decorate with waste material.

G.K.

Visit any five historical monuments in Delhi and click the pictures and share to your class teacher WhatsApp's window.

HINDI:

आ की मात्रा और इ की मात्रा के 10 शब्द रोज कॉपी पर लिखो!

पाठ बाल गीत "ठीक समय पर" याद करो !

अपने बारे में पांच वाक्य कॉपी पर लिखो एवं याद करो!

Project Work

किन्ही पांच व्यंजनों के फ्लैश कार्ड चित्र सहित बनाओ!

लक्षदीप आईलैंड के मुख्य त्योहारों के विषय में चित्र सहित प्रोजेक्ट बनाओ!

SRI GURU NANAK PUBLIC SCHOOL, ADARSH
NAGAR

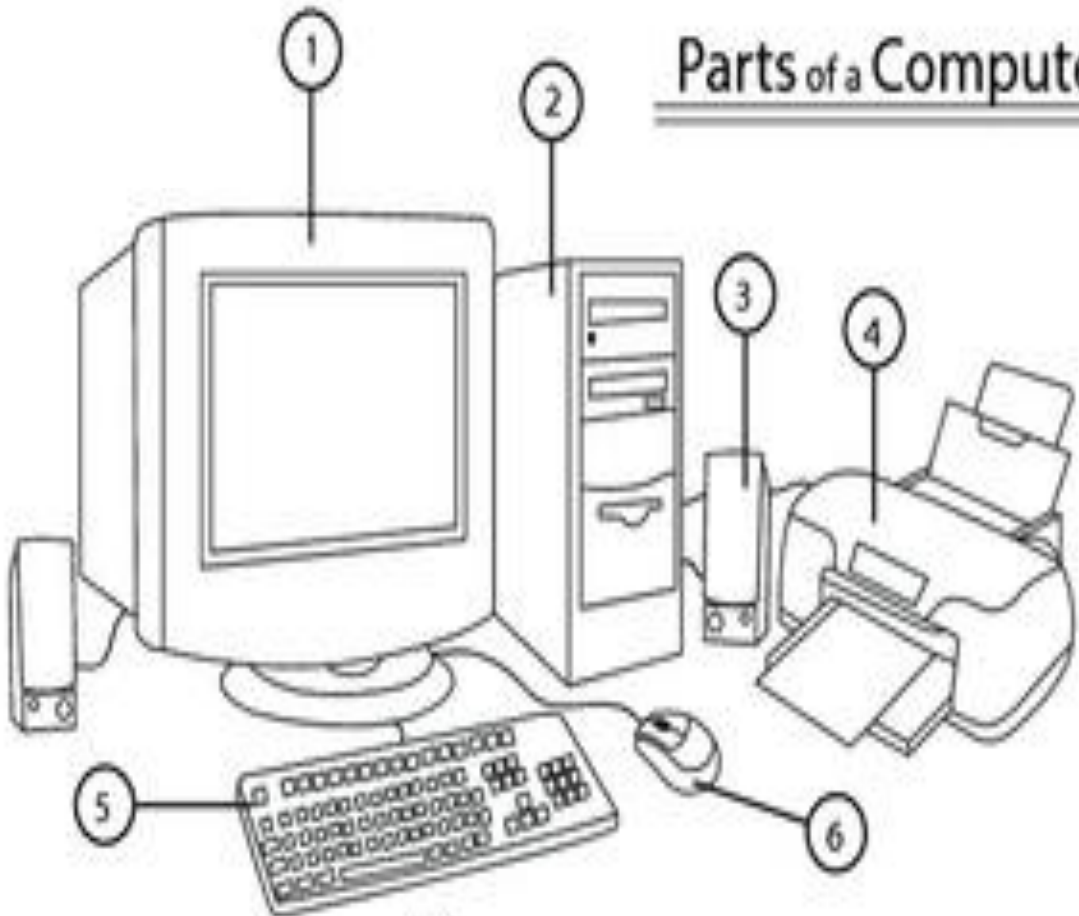
SESSION 2023-24

Computer Holidays Homework

NAME: _____

CLASS: I- _____

Ques. Label the Parts of Computer and colour them.



Parts of a Computer

① _____	④ _____
② _____	⑤ _____
③ _____	⑥ _____

Special Project: Write the 5 lines on given topics & paste the pictures

Lakshadweep Island and Andaman Nicobar Island

Roll Number	Subject	Topic
1 to 10	Nature & Beauty of Andaman & Nicobar Island	Hindi
11 to 20	Festivals of Lakshadweep Island	English
21 to 30	Famous Places of Andaman & Nicobar Island	EVS
31 to 40	Travel time from Delhi to Andaman & Nicobar Island by different Travel Modes (Train/Airplane/Boat/Car)	Maths
41 onwards	Culture & Traditional Dresses of Lakshadweep Island and Andaman Nicobar Island	GK



Happy Holidays

