

SRI GURU NANAK NURSERY ACADEMY



ESTD. 1978

HOLIDAYS HOMEWORK

SESSION 2023-2024

COLOUR AND DECORATE



NAME _____

CLASS: K-G _____

ROLL NO _____

**SRI GURU NANAK NURSERY ACADEMY, ADARSH NAGAR
HOLIDAY'S H.W FOR CLASS K.G**

As the sun is getting hotter & brighter,

So are the days for summer holidays come nearer.

Holidays means enjoyment, new places and lots of fun.

Don't forget to remember many new things you learn.

Here is something new as Holiday Homework for you to do.

With little studies will make all your home works through.

ENGLISH

ORAL WORK: Reading of vowels a from ENGLISH READING BOOK.

WRITTEN:

- Practice of cursive a to z (3 times)
- Practice of two and three letter words related to vowel a (Refer to the given sheets)
- Learn and write the spelling of your name (3 pages)
- Learn Rhymes of Unit -I

ACTIVITY BOOK

- **WOW CURSIVE WRITING BOOK:** Page No. 11 to 15 (vowel-a)

CONVERSATION:-

- Learn 5 lines on myself.

MATHS

ORAL WORK:

- Learn counting 1-20

WRITTEN:

- Practice of counting 1-20 (3 times)
- Practice of what comes after up till 20(3 times)

MATHS PRIMER (A) BOOK : Complete pages 4,10,12,13,23,24,25,26,42,44,59 in the book.

HINDI:

HINDI RHYMES:-

- Learn Rhymes of Unit -I

E.V.S:-

ORAL WORK:- Learn all question of Unit I as given in the syllabus.

WORKBOOK :- Complete pages 12,32,33,35,36,43

G.K:-

ORAL WORK:- Learn all questions of Unit I as given in the syllabus.

DIVINITY:-

ORAL WORK:-

- Learn name of Ten Gurus & paste the pictures of Ten Gurus in scrap book.
- Learn name of Panj Pyaras

ART & CRAFT

ROLL NO.

ACTIVITY

1-5	Make a beautiful Wall Hanging showing 5 vowels.
6-10	Make a beautiful Flower Vase using decorative material showing all Hindi Swar.
11-15	Make 2 Flash Cards of any one Pre No. concept using cardboard (Big/Small, Heavy/ light, Tall/ Short etc.)
16-20	Make a beautiful Frog using pastel sheet and paste it on a piece of cardboard.
21-25	Make a beautiful Bunny Rabbit with thermocol glass or a thermocol plate.
26-30	Colour and decorate a medium size Earthen Pot (Matki) by using mirrors, glitter, lace, sequins etc.
31-36	Make a beautiful Rainbow using colourful pastel sheets, cotton and paste it on a piece of cardboard.

- Craft material made by the children should be beautiful and attractive.
- Do pages 6,7,8,9,13 in KIDS CORE (Coloring Book).

PROJECT WORK

- Click beautiful photographs of the place (it can be Nani House also) you visited during summer vacations along with the family members and paste in the scrap book.
- Paste the pictures of vowel- a (Refer to the given vocabulary) and write their names also in scrap book.

VOCABULARY:- bat,cat,rat,hat,mat,bag,tag,man,fan,pan,van,jam.



NOTE:-

1. Written Holidays H.W of English ,Maths and Hindi is to be done in 3 in 1 (white) notebook.
2. Project work should be done in coloured scrap book.
3. Best and neat work will be displayed in the class.
4. Complete the Holidays H.W and submit it to the class teacher on 7th July 2023.
5. Art & Craft Activity will be submitted Later on Specified date.

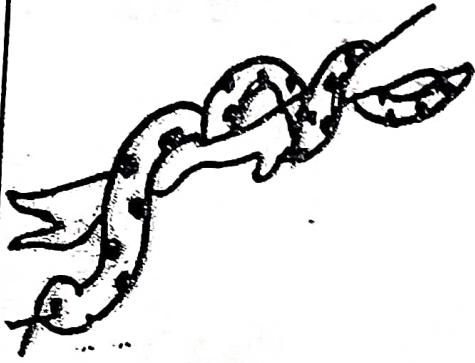
CIRCLE THE 'at' WORDS AND WRITE IN THE TOFFEES





WHAT COMES AFTER ?





स्वर से सही चित्र का मिलान करो







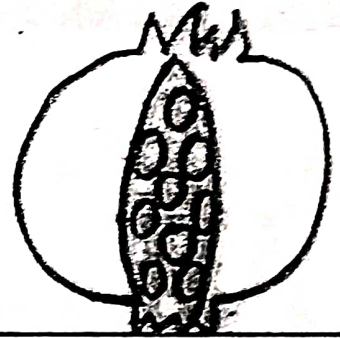

अ



आ



स्वर से सही चित्र का मिलान करो



SRI GURU NANAK NURSERY ACADEMY

TASK: DECORATE THE PICTURE WITH COLOURFUL GLITTERS.



TEACHER'S SIGN. _____



REMARKS _____

**TASK : DO PAPER TEARING AND PASTING IN
FLOWERS, COLOURING IN VASE AND GLITTERS IN LEAVES.**





**TASK-PASTE COLOURFUL FEATHERS
IN THE BIRD AND DECORATE IT.**



TASK: DECORATE LADYBIRD WITH BLACK BINDIS AND COLOUR THE PICTURE.

