

NAME :

ROLL NO. : _____



SGNNA SUMMER IS FUN



SESSION -2023-24

A decorative border of colorful handprints in various colors (red, blue, green, yellow, purple, orange) is arranged in a circular pattern around the text.

IT IS SUMMER VACATION TIME AGAIN, A TIME TO RELAX AS WELL AS FRUITFULLY OCCUPY THE CHILDREN AND KEEP THEIR ENERGIES WELL DIRECTED.

WE HAVE PLANNED SOME ACTIVITIES TO KEEP THE CHILDREN POSITIVELY ENGAGED. WE SEEK YOUR SUPPORT TO KEEP A SUPERVISORY EYE AND LEND YOUR SUPPORT AND MOTIVATION TO YOUR CHILDREN. YOUR GUIDANCE AND ENCOURAGEMENT CAN GO A LONG WAY IN BRINGING OUT LATENT TALENTS.

KINDLY BALANCE WORK AND PLAY SO THAT THEY CAN COMPLETE THE GIVEN PROJECTS WELL IN TIME AND TO THE BEST OF THEIR ABILITY.

Dear Parents,

Kindly follow the given tasks and learn to balance work and play, so that they can complete the given projects well in time and to the best of their ability.

- **BOOKS & NOTEBOOK**

- KID CORE A (ART BOOK) :
Do Pg 3, 4,5,12, 13, 14.



1. WORK TO BE DONE IN SCRAP FILE.

- ❖ Paste pictures of any 5 fruits.
- ❖ Paste 5-5 pictures of **Healthy** and **Junk Food**..
- ❖ Draw or paste pictures related to Letters L, T, H, I (4 Each).
- ❖ Draw or paste any 4 pictures related to **Summer Season**.
- ❖ Paste pictures of **Ten Gurus**.
- ❖ In these summer breaks, visit your favourite place with your family and capture and paste ~~your sweet moments~~.

WORK TO BE DONE IN 2 in1(WHITE) NOTEBOOK

- ❖ Letter Writing L,T,H,I (5 pages each)
- ❖ Number Writing 1,7,4, 9 (5 pages each)

2. **Being independent** -

- a. Buttoning his/her shirt
- b. Putting on your socks and tying his/her shoe laces
- c. Packing his/her toy box/school bag
- d. Following table manners
- e. Tucking the belt
- f. Organizing your room
- g. Folding and segregating clothes

CRAFT ACTIVITY:

ROLL NO	ACTIVITY
1-12	Make any two Animal Face Masks.
13-24	Make any one Shoe Box Craft (options can be puppet theatre, story box, means of transport, zoo, game, etc.
25 onwards	Make a beautiful & creative Photoframe of A-4 size using waste material. Also, decorate it anyway you like.




Parents can search on internet for above given activities.

- ❖ Complete the Holiday's Homework and submit it to the teacher on 1st July 2023. (only submit the given items :- Two-in-one Notebook, Kid Core Art Book & Bunch of H.H.W. Worksheets).
- ❖ Craft Activity will be submitted later on specified date.
- ❖ Marks of Holiday's Homework will be added in Assessments.
- ❖ Everything should be labeled with name, class and section.


**BEST AND NEAT WORK WILL
BE DISPLAYED IN THE CLASS**

HAPPY HOLIDAYS


TASK : COLOUR THE PICTURE RELATED TO LETTER 'L'.




LEMON



LOTUS






LAMP



LEAF


TASK : COLOUR THE PICTURE RELATED TO LETTER 'T'.




TORTOISE



TELEPHONE



TREE




TOMATO

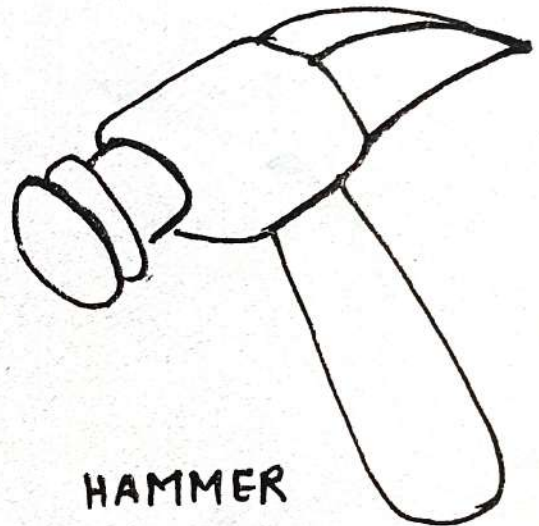
TASK : COLOUR THE PICTURE RELATED TO LETTER 'H'.

H

H




HAT



HAMMER




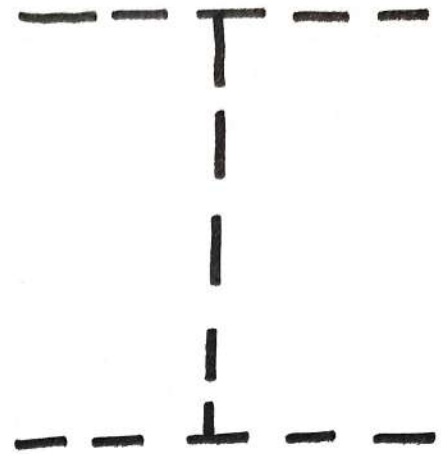
HOUSE




HEN

TASK : COLOUR THE PICTURE RELATED TO LETTER 'I'


I



INSECTS



ICE-CREAM







INK POT




IGLOO

TASK: COLOUR THE PICTURES AND WRITE NUMBER '1'




.		
.		

TASK: COLOUR THE PICTURES AND WRITE NUMBER '7'




7		7		7		7		7	
.		
.		

TASK: COLOUR THE PICTURES AND WRITE NUMBER '4'




4		4		4		4		4	

TASK : COLOUR THE PICTURES AND WRITE NUMBER – '9'



9		9		9		9		9	
.		
.		

TASK : COLOUR & DECORATE THE GIVEN PICTURE WITH BEADS/MIRRORS.



TASK : EARBUD PAINTING ACTIVITY. ALSO, DECORATE THE PICTURE WITH GLITTER.



TASK : PAPER CRUMPLING ACTIVITY.

