




**SRI GURU NANAK PUBLIC SCHOOL
ADARSH NAGAR DELHI=110033**

**CLASS-I
SESSION – 2024-25**

Name-_____ Class-_____ Roll No. _____

HOLIDAYS HOMEWORK

COLOUR IT NEATLY.





Summertime, summertime, Let's go out and play.

Time for fun, and lots of sun.

I love this kind of day!

Summertime, summertime, Swimming to stay cool.

Pillow fights, and late night bites.

An awesome break from school!



Summer vacation is a time full of fun games and activities. With that there are a lot of other things which you can do. For that we have planned some interesting work to make your summer full of creativity. So, go ahead and enjoy your summer break.

GUIDELINES FOR HOLIDAY HOMEWORK

- **Holiday homework has to be done under parental guidance.**
- **It must be done in a very neat and presentable way.**
- **Revise the work done in the month of April and May for all subjects.**
- **Make your own timetable to organize your daily routine like playing, studying, watching television, etc.**
- **Watch informative channels like Discovery Kids, Animal Planet, Youtube Kids, etc to enhance your knowledge.**
- **Converse in English with your parents.**
- **Holiday Homework should be submitted in a folder by 8th July (Monday). It must be labelled properly with the name, class and roll number of the child.**

Looking forward to see you soon.

TEAM SGNPS

*Happy
Holidays*

ENGLISH

1. Handwriting is a reflection of your personality. Good handwriting is always appreciated by all. Patience is an asset to handwriting. So, do one page writing twice a week in 3 in 1 notebook.
2. Development of reading habits will enrich your vocabulary and improve your concentration. So, read a lot of story books and share them with your parents, grandparents and cousins. Try to read small story books, text books, Newspaper daily to improve reading skills.
3. Read and Learn spellings of difficult words of lesson 1 & 2. Complete back exercise of lesson 2 in Book.
4. Learn poem from Main Course book page no.12 (Two)
5. Complete pages from 7 to 17 in English Grammar book.
6. Make any ten sentences each using This, That, These, Those with pictures in 3 IN 1 Notebook.

ACTIVITY

Make your own “Poem Booklet”. Write any 3 poems with pictures on A-4 size coloured sheets and spiral the booklet. Think a creative name of your Booklet & decorate it.

MATHS

1. Write counting 1-100 and back counting 100-1 in 3 in 1 notebook.
2. Learn and write spellings of number names from 1 to 20 in 3 in 1 notebook.
3. Learn and Write table of 2 and 3 in 3 in 1 notebook.
4. Do 10 sums of addition using one-digit numbers in 3 in 1 notebook.

E.V.S

1. Learn all class work done in note book with spellings.
2. Read and learn spellings of lesson 1 to 2 with back exercises.
3. Complete all back exercises of lesson 1 to 2 in book.
4. Make a paper badge related to World Environment Day (on 5th June) using your own creativity. (Refer the link- <https://youtu.be/itqtl7whs98?si=0tcW9oZHrsOCMUgk>)

G.K.

Visit any three historical monuments in Delhi click photographs and paste them beautifully on A-3 size sheet and also send the photographs on the personal window of the class teacher.

DIVINITY

1. Learn Japji Sahib Paath (1 Pauri).
2. Learn the following-
 - a. Names of 10 Sikh Gurus
 - b. Names of 5 Pyaras
 - c. Names of 4 Princes
 - d. Names of 5 Takhats
 - e. Names of 5 Kakaars
3. Make a chart on 10 Sikh Gurus on A-3 size sheet.

Art and Craft

1. Make a jellyfish with paper plate, wool and googly eyes.
2. Make a beautiful landscape on A-3 size colored sheet with the help of shapes and decorate with waste material.
3. Do pages 13,14,15,17,19 and 20 in My Art World.

SPECIAL PROJECT

Roll Number	Subject	Topic
1 to 9	Hindi	Clothes of Andaman & Nicobar Island (Model or Chart) OR Jewellery and Beauty of Andaman & Nicobar Island (Model or Chart)
10 to 17	Maths	Distance travelled and time taken from Delhi to Andaman & Nicobar Island through various modes of transport. (Model or Chart)
18 to 25	EVS	Animals and Plants found in Andaman & Nicobar Island. (Model or Chart) OR Festivals of Andaman & Nicobar Island. (Model or Chart)
26 Onwards	ENGLISH	Travel Brochure of Andaman & Nicobar Island

Have a great

Vacation!

WORKSHEET-1

ALPHABETICAL ORDER

Arrange the following words in alphabetical order.

1.

2.

3.

4.

5.

6.

7.

8.

9.

10.

elephant



flower



house



car



ice cream



donut



alligator



jellyfish



grapes














butterfly



WORKSHEET-2

MISSING LETTERS

Fill in the missing letters to complete the story.

One day the S__n  was
shining. The d__g  was
sleeping. The c__t  was
sl__ __ping. But the h__n  saw
a f__x.  “Help!” “Help!” she
cried. The c__t and the d__g 
hid in a b__n . The h__n 
flew into a h__t. The f__ __ 
jumped into a b__x  and the
S__n  went on shining.

WORKSHEET-3

Sh and Ch WORDS


1. Match the picture with the correct word.



Brush



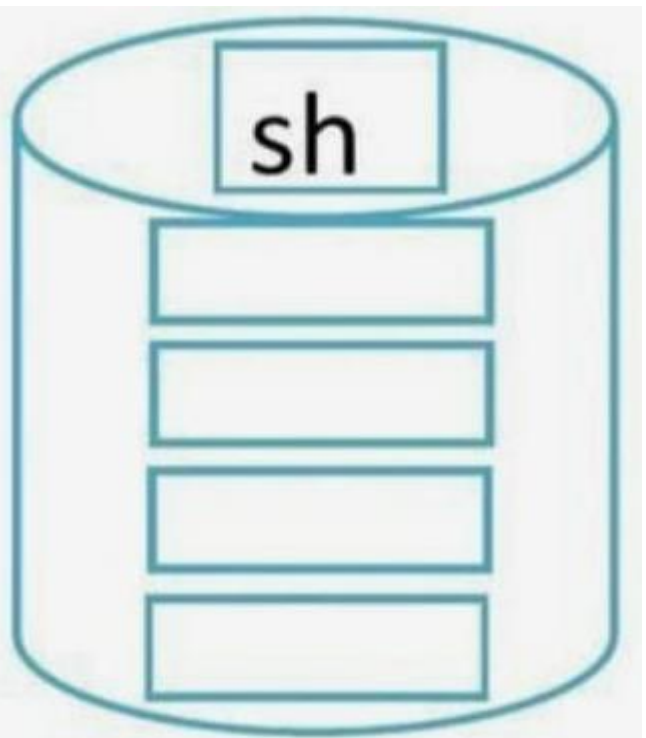
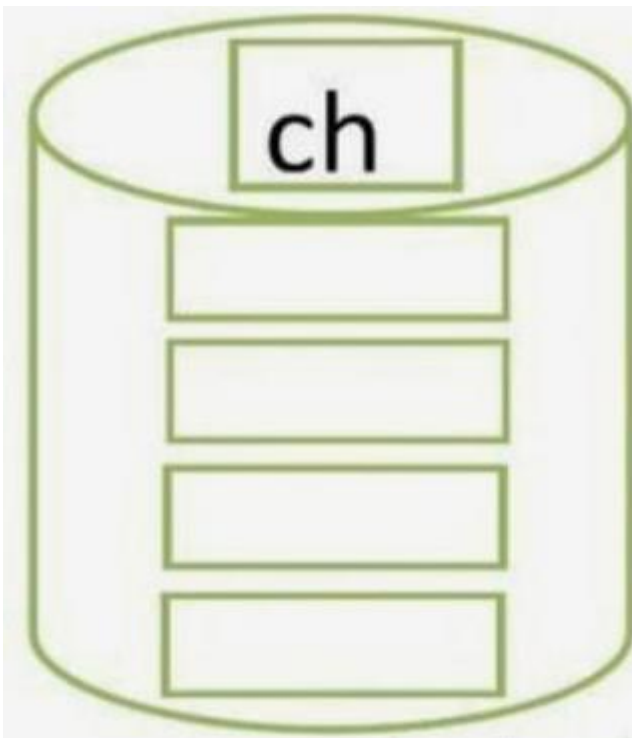
Chair



Bush

2. Write the words in the correct box.


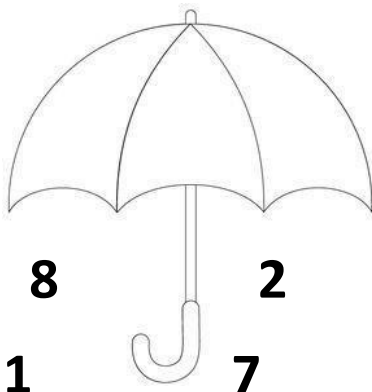
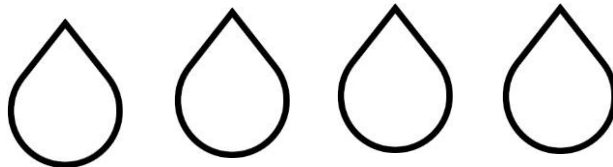
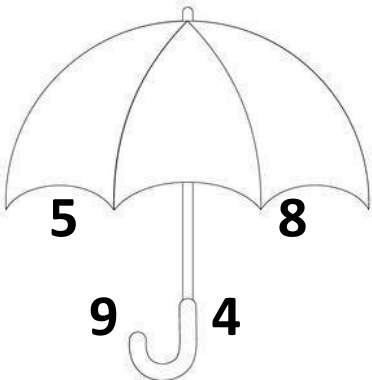

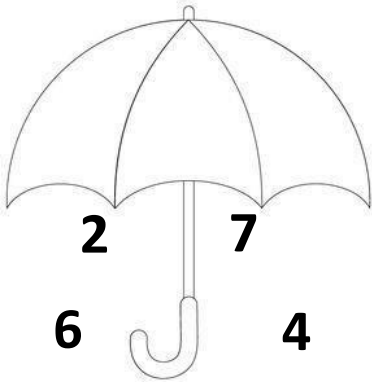
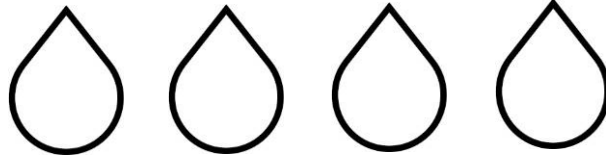
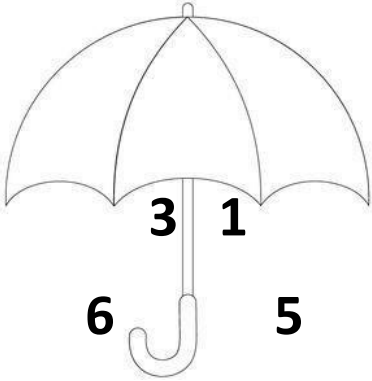
chair, kitchen, shampoo, shoes, shower, fish, chocolate, beach



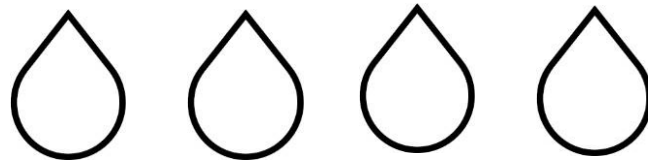
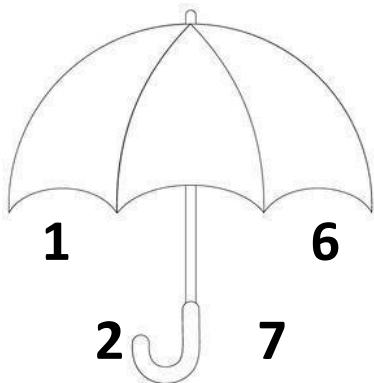
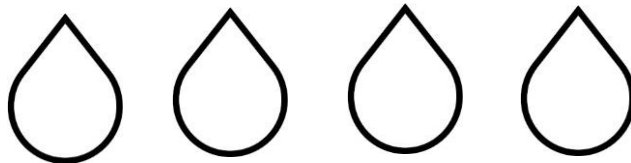
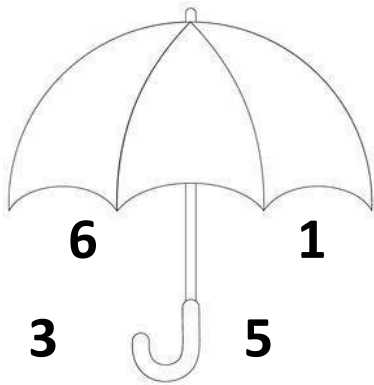

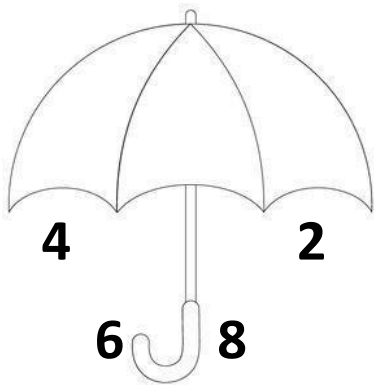

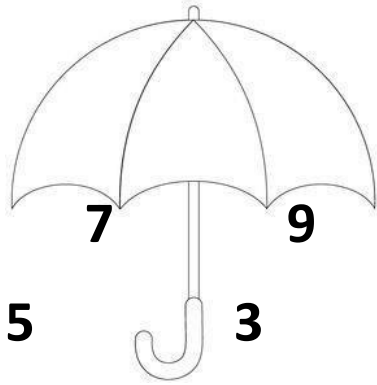
WORKSHEET- 4

ORDERING OF NUMBERS

Q1. Arrange the following numbers in increasing order.



Q2. Arrange the following numbers in decreasing order.



WORKSHEET-5

MISSING NUMBERS

Fill in the blanks with missing numbers.

1 13

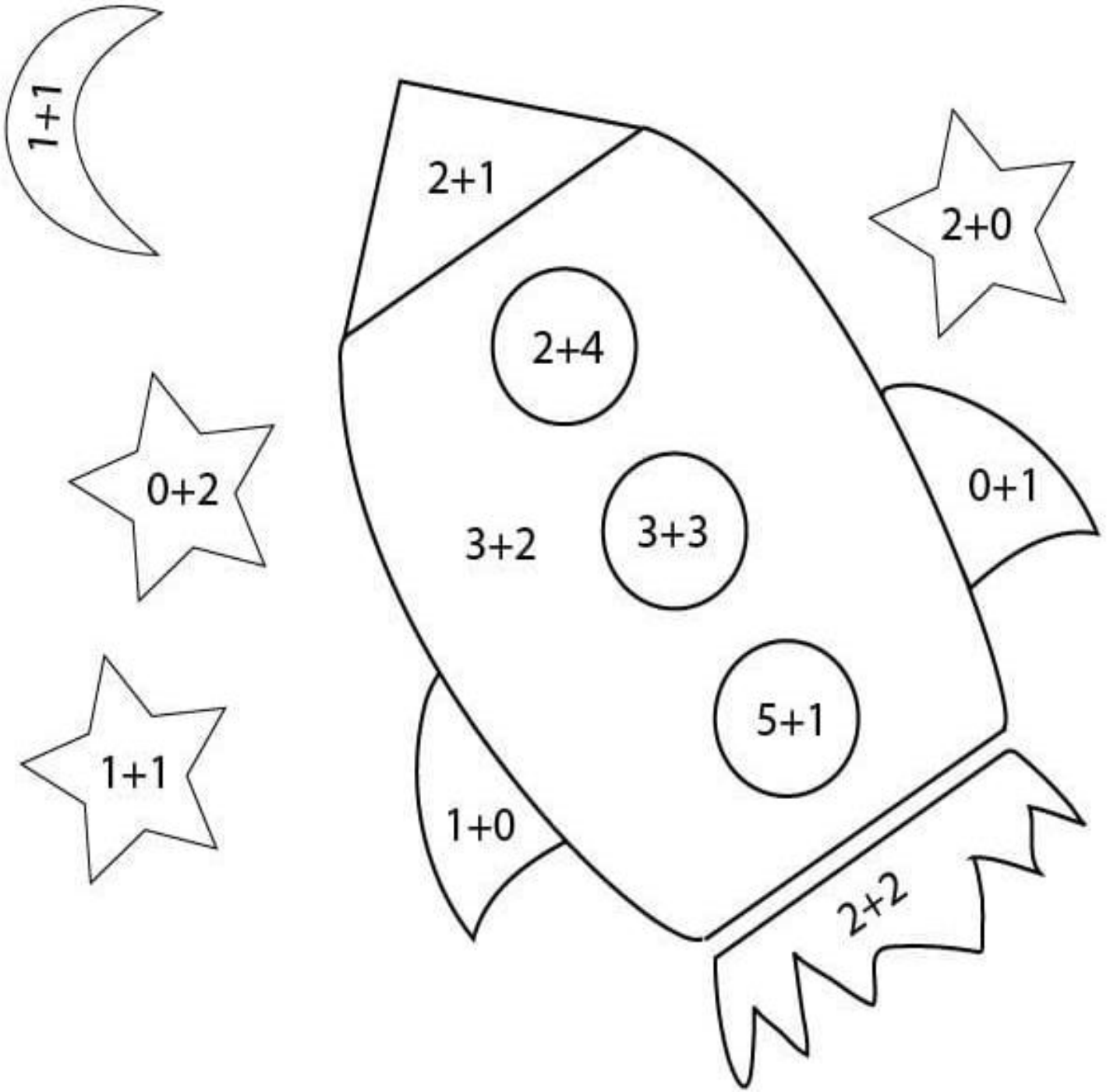
35

71

98

WORKSHEET-6

ADD BY COLOUR



1- green

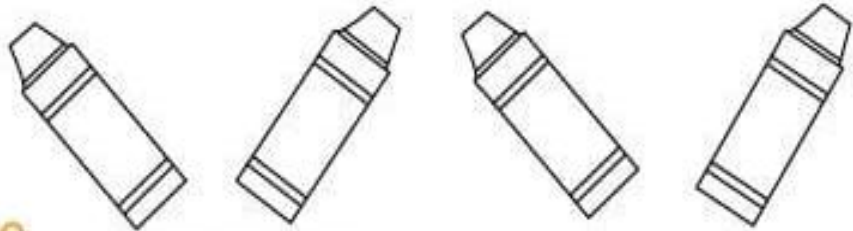
4- red

2- yellow

5- blue

3- purple

6- orange



WORKSHEET-7

SENSE ORGANS

Q1 Fill in the blanks using words given in the box.

see	smell	hear	touch	taste
-----	-------	------	-------	-------

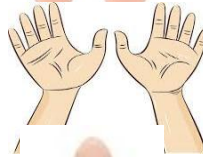
1. I can _____ with my eyes.



2. I can _____ with my ears.



3. I can _____ with my hands.



4. I can _____ with my nose.



5. I can _____ with my tongue.



Q2 Look at the images and write the correct sense used.

Sight	Smell	Hearing	Touch	Taste
-------	-------	---------	-------	-------



WORKSHEET-8

BODY PARTS

Body parts crossword

Across

1. a _ _



3. f _ _ t



4. h _ i _



7. e _ _ s



8. h _ _ d



10. e _ r _



Down

2. m _ _ t _



3. f _ _ g _ r



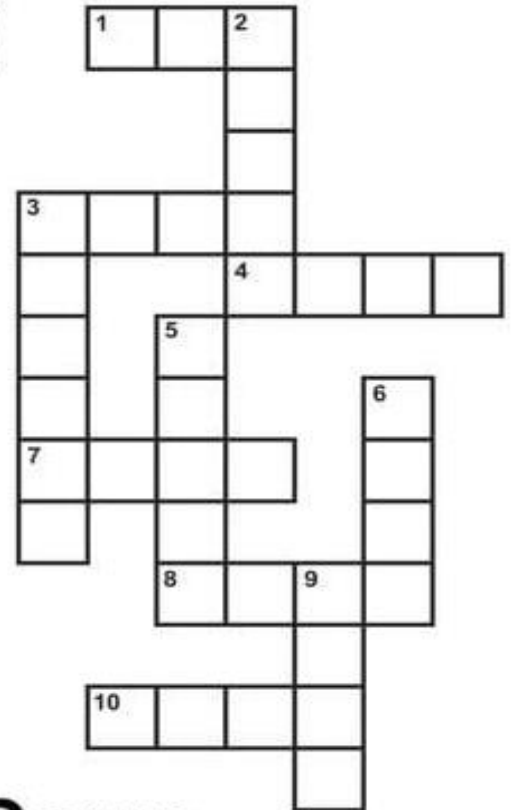
5. t _ _ th



6. h _ _ d



9. n _ s _

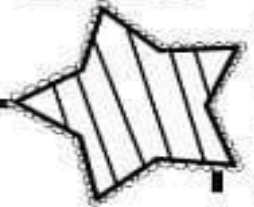


WORKSHEET-9

MYSELF


ALL ABOUT ME!

My name is _____



I am

years old



My name starts with

My favorite color is



I am a...



boy


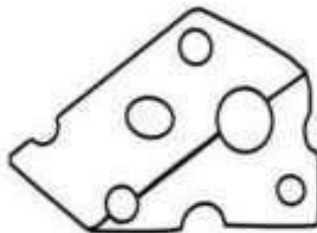

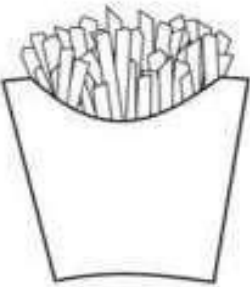
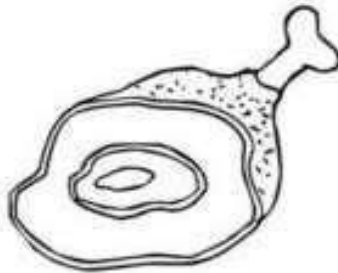

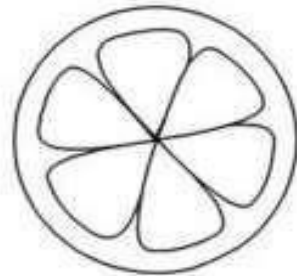




girl

WORKSHEET-10

HEALTHY FOOD

Colour the healthy food items.



WORKSHEET-11

आ (I) की मात्रा वाले शब्द को सही चित्र से मिलायें



कार




आठ



आम



हाथ



अनार



बादल

गाजर



जहाज

टमाटर



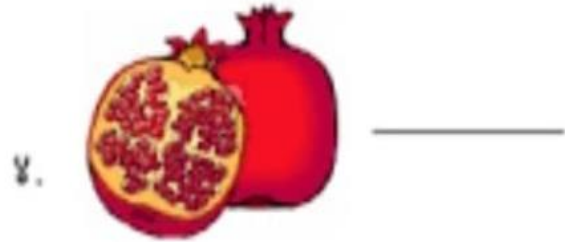
जानवर



WORKSHEET-12

अ] चित्र देखकर नाम लिखिए ।

[नाव , माला , छाता , अनार]



आ] (आ) मात्रा वाले सही शब्द चुनकर उसपर (✓) कीजिए ।

१. चाल / चल

२. कम / काम

३. छाता / छत


४. पहन / पहना

५. जल / जाल

६. बादल / बदल

WORKSHEET-13

Colour the picture of the computer.



C _ _ M _ _ U T _ _ R

WORKSHEET-14



Q1. Tick (✓) the machines among the following.

Q2. Write E for machines that run on Electricity and F for machines that run on Fuel.