


SRI GURU NANAK NURSERY ACADEMY



HOLIDAYS HOMEWORK

SESSION 2024 - 2025
COLOUR AND DECORATE



NAME: → _____

CLASS: → KG _____

ROLL NO: _____

SRI GURU NANAK NURSERY ACADEMY, ADARSH NAGAR
HOLIDAYS HOMEWORK FOR CLASS KG

ENGLISH

ORAL WORK:- Reading of two and three letter words of vowel- a from the book ENGLISH READER PRE- PRIMER.

WRITTEN:-

- ❖ Practice of cursive a to z (5 times).
- ❖ Practice of two & three letter words related to vowel- a (5 times).
- ❖ Learn and write the spelling of your name (5 pages).
- ❖ Learn Rhymes of first unit.

ACTIVITY BOOK:-

WOW CURSIVE BOOK:- Do page no. 10, 11, 12, 13, 14 & 15.

CONVERSATION:-

Learn 5 lines on My Self.

MATHS:-

ORAL WORK:-

- ❖ Learn Counting 1-30
- ❖ Learn Backward Counting 20-1

WRITTEN:-

- ❖ Practice of counting 1-30 (3 times)
- ❖ Practice of Backward Counting 20-1 (3 times)
- ❖ Practice of What Comes After 1- 30 (5 times)

WORKBOOK:-

MATHS PRE - PRIMER A:- Complete pages 9, 10, 12, 13, 23, 24, 25, 26, 27, 42, 43, 44, 52, 59.

HINDI:-

स्वर उ,उ,अ,आ,अं एवं अः का मौखिक एवं लिखित अभ्यास कीजिए! (5 बार)

HINDI RHYMES:-

Learn Rhymes of first unit.

E.V.S:-

ORAL WORK:- Learn all the questions of Unit- I as given in the syllabus.

WORKBOOK:- Complete pages 4, 12, 32, 33, 35, 41

G.K:-

ORAL WORK:- Learn all the questions of Unit- I as given in the syllabus.

DIVINITY:-

ORAL WORK:-

- ❖ Learn Name of Ten Gurus and paste the pictures of Ten Gurus in Scrap Book.
- ❖ Learn Name of Panj Pyaras.
- ❖ Learn Name of Five Kakkars.

CREATIVE ACTIVITIES:-

ROLL NO	ACTIVITY
1-12	Make a beautiful Flower Pot/ Pen Stand/Joker Using empty plastic bottle of half litre.
13-24	Make a beautiful Craft Item(for e.g. House, Photo Frame, Basket, Wall Hanging etc.) using ice- cream sticks.
25-34	Make a beautiful craft item (for e.g. Cat, Dog,Man, Bear etc.) using Paper Bag.

- Craft Material made by the children should be attractive.
- Parents can search on internet for above given activities or can refer to the given samples.

ART & CRAFT:-

- ❖ Make a beautiful Handmade Folder. (Refer to the given sample for the same).
- ❖ Do page no. 5, 6, 7, 8, 24, 25, & 26 of MY ART WORLD BOOK.

PROJECT WORK:-

- ❖ Paste 5 pictures of things we use in Summer, Winter and Rainy Season in scrap book.
- ❖ Collect the things which we get from plants and paste them in scrap book.
- ❖ Paste 5 pictures related to vowel- a.

NOTE:-

- ❖ Written Holidays Homework of Maths, English & Hindi is to be done in 3 in 1 (white) Notebook.
- ❖ Project work should be done in Coloured Scrap Book.
- ❖ Best and Neat work will be displayed in the class.
- ❖ Complete the Holidays Homework and submit it to the class teacher on 6th July, 2024 (Saturday).

SRI GURU NANAK NURSERY ACADEMY

TASK: COLOUR THE PICTURE AND PASTE COLOURFUL BUTTONS TO MAKE IT BEAUTIFUL.




SRI GURU NANAK NURSERY ACADEMY

TASK: DECORATE THE PARROT USING COLOURFUL GLITTERS.



SRI GURU NANAK NURSERY ACADEMY

TASK: USE EAR BUD PAINTING TECHNIQUE TO BEAUTIFY THE PICTURE.




SRI GURU NANAK NURSERY ACADEMY

TASK: COLOUR THE PICTURE AND PASTE COLOURFUL SEQUENCE AND MAKE IT BEAUTIFUL.











SRI GURU NANAK NURSERY ACADEMY

The Days of the Week are



Today is _____.

SRI GURU NANAK NURSERY ACADEMY**How Many?**

- I have  eyes
- I have  mouth
- I have  ears
- I have  fingers
- I have  legs
- I have  arms
- I have  toes
- I have  nose


1	2	3	4	5	6	7	8	9	10
---	---	---	---	---	---	---	---	---	----

SRI GURU NANAK NURSERY ACADEMY

TASK :- MISSING COUNTING 1 -30 .


1			..			21
.			12			..
.			13			..
4			..			24
.			15			..
6		
.			17			27
8		
9			19			..
..			20			30

स्वर से सही चित्र का मिलान करो




अ

1




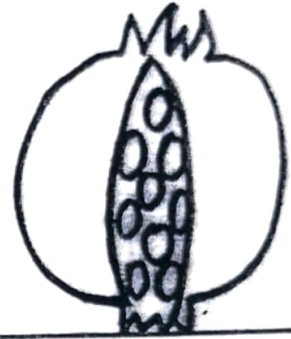
आ




स्वर से सही चित्र का मिलान करो



उ



ऊ



दिए गए स्वरो से संबधित चित्र चिपकाओ अथवा बनाकर रंग भरौ।

अ

आ

दिए गए स्वरोँ से संबधित चित्र चिपकाओ अथवा बनाकर रंग करो।

उ

ऊ

WHAT COMES AFTER ?

