



# SGNNA NURSERY SUMMER IS FUN

**S-STAY AWAY FROM STRANGERS**  
**U-USE BIN TO THROW LITTERS**  
**M-MEDITATE DAILY**  
**M-MINIMIZE USE OF MOBILE PHONE**  
**E-EAT HEALTHY FOOD**  
**R-REGULAR EXERCISING**

**V-VALUE EXTRA CURRICULAR ACTIVITIES**  
**A-ALWAYS BRUSH TWICE A DAY**  
**C-CLEAN YOUR HANDS BEFORE & AFTER MEAL**  
**A-ALWAYS OBEY YOUR PARENTS**  
**T-TAKE BATH DAILY**  
**I-INTAKE OF MORE FLUIDS**  
**O-OFFER HELP TO EACH OTHER**  
**N-NEVER TELL A LIE**



**SESSION : 2024-25**

IT IS SUMMER VACATION TIME AGAIN, A TIME TO RELAX AS WELL AS FRUITFULLY OCCUPY THE CHILDREN AND KEEP THEIR ENERGIES WELL DIRECTED.

WE HAVE PLANNED SOME ACTIVITIES TO KEEP THE CHILDREN POSITIVELY ENGAGED. WE SEEK YOUR SUPPORT TO KEEP A SUPERVISORY EYE AND LEND YOUR SUPPORT AND MOTIVATION TO YOUR CHILDREN. YOUR GUIDANCE AND ENCOURAGEMENT CAN GO A LONG WAY IN BRINGING OUT LATENT TALENTS. KINDLY BALANCE WORK AND PLAY SO THAT THEY CAN COMPLETE THE GIVEN PROJECTS WELL IN TIME AND TO THE BEST OF THEIR ABILITY.

Dear Parents,  
Kindly follow the given tasks and learn to balance work and play, so that they can complete the given projects well in time and to the best of their ability.

- **BOOKS & NOTEBOOK**

- **ART :**

- ✓ **MY ART WORLD (BOOK)** - Do Pg 3, 7, 8, 10, 11, 13, 16, 28, 29
- ✓ **Make a beautiful handmade folder.** (Refer the given sample for the same).



## 1. WORK TO BE DONE IN SCRAP FILE.

- ❖ Paste pictures of any 5 fruits.
- ❖ Paste 5-5 pictures of **Healthy** and **Junk Food**.
- ❖ Draw or paste pictures related to Letters **L, T, H, I, E** (4 Each).
- ❖ Draw or paste any 4 pictures related to **Summer Season**.
- ❖ Paste pictures of **Ten Gurus**.
- ❖ In these summer breaks, visit your favourite place with your family and capture and paste your sweet moments.

### WORK TO BE DONE IN 2 in1 (WHITE) NOTEBOOK

- ❖ Letter Writing **L, T, H, I, E** (5 pages each)
- ❖ Number Writing **1, 7, 4, 9** (5 pages each)

## 2. Being independent -

- a. Buttoning his/her shirt
- b. Putting on your socks and tying his/her shoe laces
- c. Packing his/her toy box/school bag
- d. Following table manners
- e. Tucking the belt
- f. Organizing your room
- g. Folding and segregating clothes

## CRAFT ACTIVITY:

ROLL NO	ACTIVITY
1-8	Make a medium size basket using waste material & decorate it beautifully.
9-16	Make a beautiful handbag for your mom using waste material.
17-24	Make a beautiful & creative multipurpose box using waste material for your stationary storage.
25 onwards	Make a 3D standing family tree in the form of wall hanging & paste the photographs of all family members on it.

- ▶ Parents can search on internet for above given activities.



Complete the Holiday's Homework and submit it to

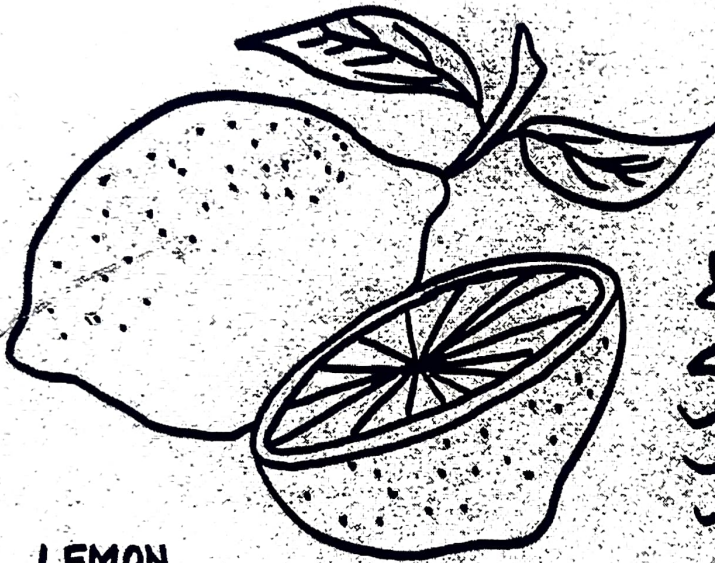


the teacher on 6<sup>th</sup> July 2024. (Only submit the given items :  
- Two-in-one Notebook, My Art World & Bunch of H.H.W.  
Worksheets.)

- ❖ Craft Activity will be submitted later on specified date.
- ❖ Marks of Holiday's Homework will be added in Assessments.
- ❖ Everything should be labeled with name, class and section.


**BEST AND NEAT WORK WILL**  
**BE DISPLAYED IN THE CLASS**

**HAPPY**  
**HOLIDAYS**


TASK : COLOUR THE PICTURE RELATED TO LETTER 'L'.




LEMON



LOTUS





LAMP



LEAF

TASK : COLOUR THE PICTURE RELATED TO LETTER 'T'.


T




TORTOISE



TELEPHONE



TREE




TOMATO

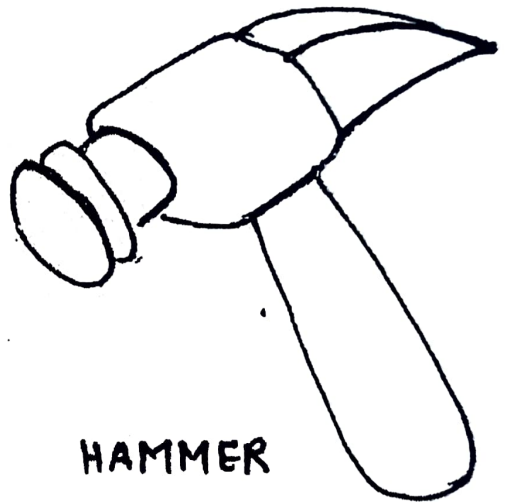
TASK : COLOUR THE PICTURE RELATED TO LETTER 'H'.

H

H




HAT



HAMMER



HOUSE


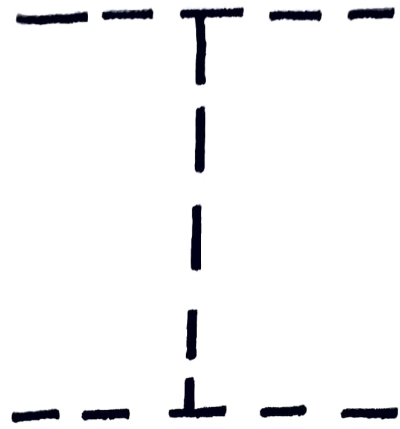


HEN




TASK : COLOUR THE PICTURE RELATED TO LETTER 'I'


# I



INSECTS



ICE-CREAM

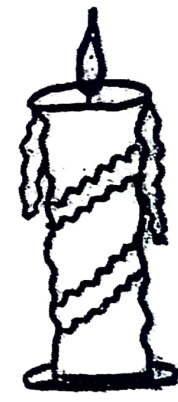




INK POT




IGLOO

TASK: COLOUR THE PICTURES AND WRITE NUMBER '1'




.		.		.		.		.	
.		.		.		.		.	

TASK: COLOUR THE PICTURES AND WRITE NUMBER '7'




7	7	7	7	7
.	.	.	.	.
.	.	.	.	.

TASK: COLOUR THE PICTURES AND WRITE NUMBER '4'



4		4		4		4		4	

**TASK : COLOUR THE PICTURES AND WRITE NUMBER – '9'**



9		9		9		9		9	
.	.	.	.	.	.	.	.	.	.
.	.	.	.	.	.	.	.	.	.

**TASK : EARBUD PAINTING ACTIVITY. ALSO, DECORATE THE PICTURE WITH GLITTER.**



**TASK : COLOUR & DECORATE THE GIVEN PICTURE WITH BEADS/MIRRORS.**

